

Use and maintenance


Operating guidelines AS430B & AS510B



Disconnect battery charger and store the cable.




Place the brush or pad holder under the deck



Fill water tank with fresh water up to 40 liters. Add low foam detergent. Fresh water indicator is available



Switch on start



Press the handle switches to engage the brush



Lower squeegee



Switch on vacuum



Switch on water




Start cleaning



Adjust squeegee for optimal water pick-up

Maintenance

Operating guidelines AS430B & AS510B




Turn OFF the machine



Empty the recovery tank




Clean the recovery tank




Switch off solution valve (weekly)



Check and clean the water filter (weekly)



Take the squeegee off, check and clean the blades



Inspect the brush or pad



Park the machine leaving the recovery tank cover open



Connect battery charger to socket

Local Viper dealer: _____

Phone number: _____

SN: _____