


TIGRA EB

MAINTENANCE SCHEDULE



DAILY CHECKLIST




1. Take the machine to a suitable waste disposal area and turn it off.

2. Activate the handbrake.

3. Shake the filter using the lever.

4. Remove the hopper and empty out the debris that has been collected.

5. Inspect and clean the brushes. Ensure that there is no string...





...or wire wrapped around the brushes and that the bristles are intact.

6. Replace the hopper.

7. Check the battery's charge level and put on charge if necessary.

8. Once charging is complete, check the level of electrolytes in the battery and if necessary, add distilled water (only for lead acid batteries).

WEEKLY CHECKLIST



1. Inspect the dust skirts for wear or damage.

2. Check the condition of the main and side brushes. If necessary, adjust or replace them.

3. Check that the gaskets which seal the hopper are intact and in good condition.

4. Verify the integrity of the filter.

If any of these parts are worn or damaged, replace them or contact technical assistance.